



CRY SOUND

CRY8120 Series



Advanced Acoustic Imaging Camera




Ultrasound Solutions

CRY SOUND

Experience next-level industrial inspections with the **CRY8120** Series Acoustic Imaging Camera: leading the way in reliable technology for leak detection, real-time electrical discharge analysis, and thorough mechanical fault diagnosis.

Raising Performance Standards with
Unmatched Precision and Sustainable Innovation

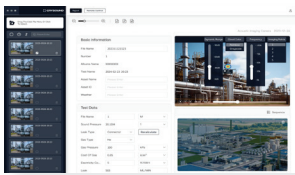


Ultrasound Sensor Array 200 Digital MEMS



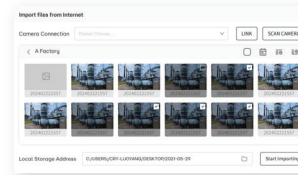
Optional Thermal Imaging Camera Module

Reporting Software



Real-Time Report Preview and Editing

- The reporting software of the CRY8120 Series enables real-time preview and editing of reports.
- Users can instantly view results as they edit, ensuring consistency with the final exported report.



Effortless Data Import via Wi-Fi

- Seamlessly import data from the acoustic imaging camera to your PC via Wi-Fi.
- When connected to the same network, the reporting software accesses stored images and videos.
- Users can select desired media in the preview window and import them to the PC with a simple click to generate detailed reports.



Comprehensive Off-line Editing Capabilities

- Enjoy full off-line adjustment and editing capabilities with the reporting software.
- Modify recorded parameters such as dynamic range, frequency, and imaging points without the need for an internet connection.
- This feature allows for thorough analysis of recorded images to identify and address issues, whether in the field or in the office.



Multimode Display of Acoustic and Thermal Images

- Experience enhanced insights with the optional thermal camera module available with the acoustic imaging camera.
- The software displays and reports both acoustic and thermal parameters on a single interface, providing a multidimensional view of the inspection data.

Detection

- Accurately detects gas leaks, electrical discharges, and mechanical faults.
- Covers a wide frequency range: 2 kHz to 100 kHz.

View

- Optional thermal camera module for infrared data.
- Split-screen and thermal view options for comprehensive analysis.

Data Processing

- Fast processor for real-time data analysis and PRPD charts.
- Wi-Fi connectivity for easy data transmission and remote report generation.

Rugged

- IP54: Lightweight and durable, withstands harsh environments.
- Operates from -20 °C to +50 °C, withstands drops up to 1.2 meters.

Sensors

- Utilizes a 200-channel MEMS microphone array.
- Detects leaks at twice the distance of previous models.



User Interface

- 8 inch touchscreen display with high resolution (1920 x 1200 = 13 million pixels), 6X digital zoom and 600 nits brightness.
- Intuitive interface for easy use in any lighting condition.

Functions

- Focus function enhances detection of minor leaks and discharge identification.
- Steady state function for improved imaging stability and anti-interference.

Power Management

- Removable battery provides up to 5 hours of continuous use.
- Optional second battery extends operation to 10 hours.



CRY8124

Acoustic Imaging Camera



CRY8125 EX

Acoustic Imaging Camera
IECEx version



CRY8124 Pro Kit

Acoustic Imaging Camera
+ LEAKChecker



Ultrasound Solutions

Optional Accessories



Thermal Imaging Camera Module

- Available in 384 x 288 (IA1301) and 640 x 512 (IA1302) resolutions.
- Compatible with the CRY8120 Series Acoustic Imaging Camera.



Smart Battery Pack

- Integrated LED state of charge (SOC) indicator.
- Provides safety protections: overcharge, over-discharge, overcurrent, overtemperature, and short circuit.



Ultrasound Generator

- Calibrates the positioning accuracy and sound pressure level (SPL) of the acoustic imaging camera.
- Simulates gas leaks and partial discharges.



Smart Battery Charger

- Take advantage of the battery charger as a charging alternative to the USB C cable to be plugged into the camera.
- Full safety protections: over voltage, over current, and reverse connection protection.

Acoustic Specification		General Specification	
Microphone array	200 channels MEMS microphone	Size	270*190*51 mm (10.6*7.5*2.0 inches)
Frequency range	2 kHz-100 kHz	Weight	1.4 kg (3 lbs)
SPL range	28-132 dB	Wi-Fi	802.11a/b/g/n/ac
Minimum detectable leak	10 m 2.7 bar 0.0029 L/min 0.5 m 1.9 bar 0.0028 L/min	Bluetooth	BT 5.2
Test distance	0.5 m-200 m	Operating temp.	-20 - +50 °C, 10 - 95%, no cond.
Camera		Storage temp.	-20 - +70 °C, 10 - 95%, no cond.
Camera FOV	66°	IP rated	IP54
Focal length	Focal length	Storage size	64G internal, 64G external
Camera pixel	13M pixel	Warranty	2 years
Digital zoom	1x - 6x	Certificate	
Fill light	LED*4	Safety	IEC 61010-1
Display		EMC	IEC 61326-1
Resolution	1920 *1200	Vibration	2g, IEC 60068-2-6
Size	8 inches	Vibration	2g, IEC 60068-2-6
Touch screen	Capacitive touch screen	Drop test	1.2 m (4 ft)
Brightness	600 nits, support auto and manual adjustment	Software	
Battery		Function	Multi-point imaging, directional focus, distance measurement, leak volume estimation, PRPD spectrum, partial discharge type recognition, picture labelling, report export, and etc.
Storage	64G internal, 64G external TF card	Hardware port	
Data format	.jpg (picture), .mp4 (video), .wav (audio), .cdat (data)	USB-C 1	USB 3.0 for charging, HDMI, data export
Video length	10 minutes	USB-C2	USB 2.0 for data export, USB sensor
Data export	USB-C, Wi-Fi, TF card	3.5 mm audio jack	Headphone output
Analog Input		TF card slot	External storage
Battery capacity	6600 mAh @7.2V	Analog input	4 channels, 20 - 100 kHz IEPE, phantom power supply
Battery type	Smart battery with indicator, replaceable		
Battery life	Up to 5 hours		
Languages			
Chinese, English, Korean			

Available only in Europe and French-speaking African countries.

SDT Mission:

SDT provides ultrasound solutions that help our customers gain a better understanding about the health of their factory. We help them predict failures, control energy costs, and improve product quality while contributing to the overall reliability of their assets.



Ultrasound Solutions